

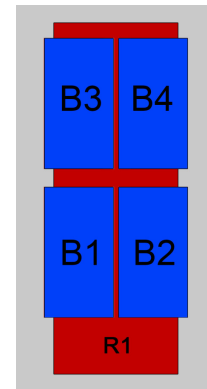

XXXXXPol 698~960MHz/1710~2170MHz×4 65°/Dual-beam 33° 16.5/18.6dBi 2°~10°/2°~10° Integrated RCU (Remote Control Unit) Antenna

Electrical Specifications				
Frequency range (MHz)	R1-698~960			
	698~803	790-862	824~894	880~960
Polarization	±45°			
Gain at mid tilt (dBi)	15.6	16.2	16.5	16.7
Gain over all tilts (dBi)	15.4±0.5	16.0±0.6	16.3±0.5	16.5±0.5
Horizontal 3dB beamwidth (°)	70±5	66±5	63±5	60±5
Vertical 3dB beamwidth (°)	8.9±0.7	8.2±0.5	8±0.4	7.5±0.4
Front to back ratio (dB) Total power, ±30°	>24	>25	>25	>26
Cross polar ratio (dB) (at Boresight)	>17	>17	>18	>18
Electrical downtilt (°)	2~10			
Sidelobe suppression (dB) (First sidelobe above main beam)	>16	>16	>16	>16
VSWR	<1.5			
Isolation: intra-system (dB)	≥25			
Isolation: inter-system (dB)	≥28			
Intermodulation IM3 (2×43dBm carrier)	≤-150 dBc			
Impedance (Ω)	50			
Max. power per input (W) @50°C	400			
Lightning protection	DC Ground			

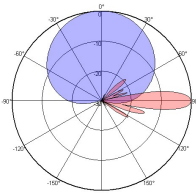
Electrical Specifications				
Frequency Range (MHz)	B1/B2,B3/B4: 1710~2170×4			
	1710~1880	1850~1990	1920~2170	
Polarization	±45°			
Gain at mid tilt (dBi) (Bottom)	17.8	18.5	18.8	
Gain over all tilts (dBi) (Bottom)	17.6±0.8	18.3±0.7	18.6±0.6	
Gain at mid tilt (dBi) (Top)	17.4	18.2	18.4	
Gain over all tilts (dBi) (Top)	17.2±0.8	18.0±0.7	18.2±0.6	
Horizontal beam centers (°)	±28	±26	±24	
Horizontal 3dB beamwidth (°)	33±3	31±3	29±3	
Vertical 3dB beamwidth (°)	7.3±0.5	6.8±0.4	6.4±0.5	
Front to back ratio (dB) Total power, ±30°	>26	>26	>26	
Electrical downtilt (°)	2~10			
Sidelobe suppression (dB) (First sidelobe above main beam)	>15	>15	>15	
VSWR	<1.5			
Isolation: intra-system (dB)	≥25			
Isolation: inter-system (dB)	≥15 (beam to beam, 1710~2170/1710~2170)			
Intermodulation IM3 (2×43dBm carrier)	≤-150 dBc			
Impedance (Ω)	50			
Max. power per input (W) @50°C	200			
Lightning protection	Dc Ground			

Mechanical Specifications	
Connector	10×4.3-10 Female
Connector position	Bottom
Height × width × depth (mm)	2780×355×165
Packing size (mm)	3165×460×260
Antenna weight (kg)	40.2
Installation kit weight (kg)	8.8
Packing weight (kg)	54.4
Wind load (N,at 150km/h) Frontal/Lateral/Maximum	998/350/1070
Max. wind velocity (km/h)	216
Radome material	Fiberglass
Radome color	Gray
Mechanical tilt (°)	0-8
Operating temperature (°C)	-50~65
Mounting hardware (mm)	Φ50~Φ115

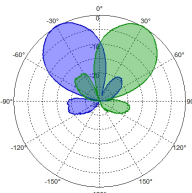
Integrated RET Properties	
RET model	TRCU-TQ10P2V01
RET type	Integrated (Replaceable)
RET protocol	AISG 2.0/3GPP
Power supply(V)	10-30 DC
Power consumption(W)	≤0.6 (Idle, 12V), ≤6 (In motion, 12V)
Adjustment time (Full Range)	<4Mins
Adjustment cycles	> 50,000
Temperature range (°C)	-40~65
Lightning protection	3KA(8/20μs) @ Pin5 & Pin3; 5KA(8/20μs) @ Pin1 / Pin6 & Pin7
Connectors	2×8 Pin circle connector according to IEC 60130-9 and AISG. Daisy chain in:Male,Daisy chain out:Female Pin1:12V;Pin3:RS485B;Pin5:RS485A;Pin6:10-30V; Pin7:GND;Pin2&Pin4&Pin8:N/C



Antenna Pattern Sample For Reference



698~960MHz



1710~2170MHz

Ant Array	RET Unique ID
R1	TY00000.....R1
B1	TY00000.....B1
B2	TY00000.....B2
B3	TY00000.....B3
B4	TY00000.....B4