

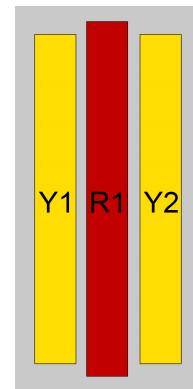

**XXXPol 698~960MHz/1710~2690MHz×2 65°/65° 14.8/17.5dBi 2°~12°/2°~12° Integrated and replaceable RCU (Remote Control Unit) Tri-Sector Antenna.**

<b>Electrical Specifications</b>				
Frequency range (MHz)	R1-698~960			
	698~803	790~862	824~894	880~960
Polarization	±45°			
Gain at mid tilt (dBi)	13.8	14.0	14.5	14.8
Gain over all tilts (dBi)	13.5±0.8	14.0±0.5	14.3±0.4	14.5±0.5
Horizontal 3dB beamwidth (°)	73±6	70±5	69±5	66±5
Vertical 3dB beamwidth (°)	16.3±1.2	14.8±0.7	14.1±0.7	13.6±0.8
Front to back ratio(dB) Total power, 180°	>22	>23	>24	>24
Cross polar ratio (dB) (at Boresight)	>17	>17	>18	>16
Electrical downtilt (°)	2~12			
Sidelobe suppression (dB) (First sidelobe above main beam)	>16	>16	>16	>16
VSWR	<1.5			
Isolation: intra-system (dB)	≥25			
Isolation: inter-system (dB)	≥28			
Intermodulation IM3 (2×43dBm carrier)	≤-150 dBc			
Impedance (Ω)	50			
Max. power per input (W) @50°C	400			
Lightning protection	Dc Ground			

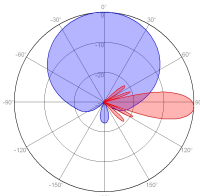
<b>Electrical Specifications</b>				
Frequency Range (MHz)	Y1/Y2-1710-2690 ×2			
	1710~1920	1920~2200	2200~2490	2490~2690
Polarization	±45°			
Gain at mid tilt (dBi)	16.3	17.0	17.5	17.3
Gain over all tilts (dBi)	16.1±0.5	16.8±0.5	17.3±0.6	17±0.5
Horizontal 3dB beamwidth (°)	68±7	72±5	72±5	70±5
Vertical 3dB beamwidth (°)	6.8±0.5	6.0±0.5	5.2±0.4	4.8±0.4
Front to back ratio(dB) Total power, 180°	>25	>26	>27	>26
Cross polar ratio (dB) (at Boresight)	>18	>18	>17	>15
Electrical downtilt (°)	2~12			
Sidelobe suppression (dB) (First sidelobe above main beam)	>16	>16	>16	>16
VSWR	<1.5			
Isolation: intra-system (dB)	≥25			
Isolation: inter-system (dB)	Y1, Y2/(R1)≥ 28			
Intermodulation IM3 (2×43dBm carrier)	≤-150 dBc			
Impedance (Ω)	50			
Max. power per input (W) @50°C	200			
Lightning protection	Dc Ground			

Mechanical Specifications	
Connector	3×6×4.3-10 Female
Connector position	Bottom
Height × width × depth (mm)	(1530+360)×Φ400
Packing size (mm)	2024×535×535
Antenna weight (kg)	55.6
Packing weight (kg)	64.1
Wind load (N,at 150km/h) Frontal/Lateral/Maximum	627/627/627
Max. wind velocity (km/h)	216
Radome material	Fiberglass
Radome color	White
Operating temperature (°C)	-50~65

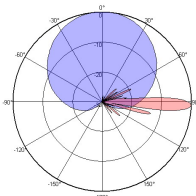
Integrated RET Properties	
RET model	TRCU-TQ10P2V01
RET type	Integrated (Replaceable)
RET protocol	AISG 2.0/3GPP
Power supply(V)	10-30 DC
Power consumption(W)	≤0.6 (Idle, 12V), ≤6 (in Motion, 12V)
Adjustment time (Full Range)	< 4Mins
Adjustment cycles	> 50,000
Temperature range (°C)	-40~65
Lightning protection	3KA(8/20μs) @ Pin5& Pin3; 5KA(8/20μs) @ Pin1/ Pin6& Pin7
Connectors	2 x 8 Pin circle connector according To IEC 60130-9 And AISG. Daisy chain in: Male, Daisychain out: Female Pin1: 12V; Pin3: RS485B; Pin5: RS485A; Pin6: 10-3 0V; Pin7: GND; Pin2 & Pin4 & Pin8: N/C



**Antenna Pattern Sample For Reference**



698~960 MHz



1710~2690 MHz

Ant Array	RET Unique ID
AR1	TY00000.....AR1
AY1	TY00000.....AY1
AY2	TY00000.....AY2
BR1	TY00000.....BR1
BY1	TY00000.....BY1
BY2	TY00000.....BY2
CR1	TY00000.....CR1
CY1	TY00000.....CY1
CY2	TY00000.....CY2